

М. З. Биболетова, О. А. Денисенко,
Н. Н. Трубанева

 | российский
учебник

ENJOY ENGLISH

Английский с удовольствием

4

АНГЛИЙСКИЙ ЯЗЫК

Учебник для 4 класса
общеобразовательных
организаций

Рекомендовано
Министерством просвещения
Российской Федерации

7-е издание, стереотипное

ДРОФА
Москва
2020

УДК 373.167.1:811.111
ББК 81.2Англ–92
Б59

Аудиоприложение доступно на сайте rosuchebnik.rf/audio

Учебно-методический комплект Enjoy English / «Английский с удовольствием» для 4 класса состоит из следующих компонентов:
учебника, книги для учителя, рабочей тетради, аудиоприложения

Биболетова, М. З.

Б59 Английский язык : 4 класс : учебник для общеобразовательных организаций / М. З. Биболетова, О. А. Денисенко, Н. Н. Трубанева. — 7-е изд., стереотип. — М. : Дрофа, 2020. — 144 с. : ил. — (Российский учебник : Enjoy English / «Английский с удовольствием»).

ISBN 978-5-358-23447-5

Учебно-методический комплект Enjoy English / «Английский с удовольствием» (4 класс) является частью учебного курса Enjoy English / «Английский с удовольствием» для 2–11 классов общеобразовательных организаций.

Учебник ориентирован на обучение младших школьников общению на английском языке, на их речевое, интеллектуальное и эмоциональное развитие, на формирование познавательных способностей и самостоятельности. Материал учебника соответствует возрасту учащихся и способствует созданию и поддержанию мотивации к изучению английского языка.

Учебник состоит из семи разделов, каждый из которых завершается самостоятельной работой (Test Yourself). Каждая учебная четверть завершается проверочными заданиями (Progress Check), позволяющими оценить достигнутый уровень овладения языком в начальной школе.

Учебник соответствует Федеральному государственному образовательному стандарту начального общего образования.

УДК 373.167.1:811.111
ББК 81.2Англ–92

РОССИЙСКИЙ УЧЕБНИК

УЧЕБНОЕ ИЗДАНИЕ

Биболетова Мерем Забатовна
Денисенко Ольга Анатольевна
Трубанева Наталья Николаевна

Английский язык

4 класс

Учебник для общеобразовательных организаций

Редактор *Т. В. Курбатов*

Художественный редактор, дизайн макета *Е. А. Подтуркина*

Вёрстка *Н. В. Зайцева*

Художники *Ю. К. Собакин, А. Н. Мезрина, Е. В. Казейкина*

Технический редактор *С. А. Толмачева*

Корректор *Г. Н. Кузьмина*

Подписано в печать 11.07.19. Формат 60х84/8. Гарнитурa SchoolBook, Circe

Печать офсетная. Усл. печ. л. 9,3. Тираж 4000 экз. Заказ №

ООО «ДРОФА». 123112, г. Москва, Пресненская набережная, дом 6, строение 2, помещение № 1, этаж 14.



rosuchebnik.rf/метод

Предложения и замечания по содержанию и оформлению книги можно отправлять по электронному адресу: expert@rosuchebnik.ru

По вопросам приобретения продукции издательства обращайтесь: тел.: 8-800-700-64-83; e-mail: sales@rosuchebnik.ru

Электронные формы учебников, другие электронные материалы и сервисы: lecta.rosuchebnik.ru, тел.: 8-800-555-46-68

В помощь учителю и ученику: регулярно пополняемая библиотека дополнительных материалов к урокам, конкурсы и акции с поощрением победителей, рабочие программы, вебинары и видеозаписи открытых уроков rosuchebnik.rf/метод

ISBN 978-5-358-23447-5

© Биболетова М. З., Денисенко О. А., Трубанева Н. Н., 2015
© ООО «ДРОФА», 2015
© ООО «ДРОФА», 2019, с изменениями

CONTENTS

UNIT 1. Speaking about seasons and the weather

Section 1. What is your favourite season?	5
Section 2. Speaking about the future	11
Section 3. When the weather is fine... ..	16
Section 4. Writing at home	18
Do you remember the words from Unit 1?	19
Test yourself	19

UNIT 2. Enjoying your home

Section 1. Describing your house	20
Section 2. What is there in your room?	23
Section 3. Home sweet home	28
Section 4. Writing at home	30
Do you remember the words from Unit 2?	31
Test yourself	31
Project “We’ll visit fairy land next holidays!”	32

UNIT 3. Being happy in the country and in the city

Section 1. We like the place we live in.....	33
Section 2. Are they different: the country and the city?	37
Section 3. People and animals in the country and in the city	44
Section 4. Writing at home	48
Do you remember the words from Unit 3?	49
Test yourself	49

UNIT 4. Telling stories

Section 1. Reading last summer story	50
Section 2. In the world of fantasy	54
Section 3. How to ask questions in the Past Simple	57

Section 4. Writing at home	62
Do you remember the words from Unit 4?	63
Test yourself	63
Project “Let’s write a fairy tale!”	64

UNIT 5. Having a good time with your family

Section 1. Being happy together!	65
Section 2. What do you do to help your family?	70
Section 3. Answering phone calls	76
Section 4. Let us try to be polite	80
Section 5. Writing at home	82
Do you remember the words from Unit 5?	84
Test yourself	84

UNIT 6. Shopping for everything

Section 1. Shopping for clothes	85
Section 2. There is no bad weather, there are only bad clothes	90
Section 3. Shopping for food	92
Section 4. Writing at home	96
Do you remember the words from Unit 6?	98
Test yourself	98
Project “MFM for Stars”	99

UNIT 7. School is fun

Section 1. What do we do at school?	100
Section 2. The things you can use in the lesson	103
Section 3. Reading for pleasure	107
Section 4. Writing at home	115
Do you remember the words from Unit 7?	117
Test yourself	117
Project “Diploma”	118
Grammar reference	119
List of irregular verbs	129
English-Russian vocabulary	131

1 SPEAKING ABOUT SEASONS AND THE WEATHER

SECTION 1

What is your favourite season?











1. Look at the pictures. Listen and say what you can do.

2. Read and say.

- 1) What can you do in winter?
- 2) What can you do in summer?
- 3) What can you do **any time** (в любое время)?

3. a) Ask your classmates what they like to do in winter and in summer.

Example:    to  ?
Do you like to ski in winter?

    to  ?
What do you like to do in summer?

b) Now mark their answers in the table.

In winter	Nick	Ann	...	In summer	Nick	Ann	...
to play hockey				to play tennis	✓		
to toboggan	✓			to swim			
to skate				to dive			
...				...			

4. Say what one of your classmates likes to do in winter and in summer.

Example: Nick likes to toboggan in winter. He likes to play tennis in summer.



5. Listen and say what Tiny and his friends like to do in winter and in summer.

Example: Tiny likes to ski in winter. He likes to play table tennis in summer.



It is cold. = It's cold. — Холодно.
It is winter. = It's winter. — Зима.



6. Listen and read.

[ɪ] spring, winter, windy
 [ɒ] on, not, clock, frog, hot
 [ʌ] jump, duck, summer, sunny
 [aʊ] now, mouth, down, cloudy

7. Look and guess the meaning of the words.



sunny




windy



cloudy



snowy



hot



cold



8. Read the story and answer the question: “What do the children see in the sky?”

LOOK AND LEARN!

cold [kəʊld] — холодный; холодно
cloudy ['klaʊdɪ] — облачный; облачно
windy ['wɪndɪ] — ветреный; ветрено
hot [hɒt] — горячий; жарко
sunny ['sʌni] — солнечный; солнечно
snowy ['snəʊɪ] — снежный; снежно

The frog lives in the river. She is very kind. But she likes to chat (болтать) a lot. She can chat from morning till night. She has got two good friends. They are big ducks.

Autumn comes. It's **cold**, **cloudy** and **windy**. It's time for the ducks to fly to Africa. They like summer because it's **hot** and **sunny**. They don't like winter. It's **snowy** and cold. The frog likes summer too. She wants to see Africa. She says, “My friends, take me to Africa with you, please!”

“Good!” say the ducks. “But you must not speak! Don't open your mouth!” So the frog takes a stick in her mouth and puts it in the middle (в середине). Then one duck takes one end of the stick, the other duck takes the other end. They start to fly.

The children see the ducks in the sky. “Look! What have the ducks got? What is it?” “It is a big clock!”

“I am not a clock! I am a frog!”

And flop! The frog falls down from the sky.

9. Put the pictures in the correct order. Choose (выбери) the right variant.

- a) 3, 4, 2, 1
- b) 4, 2, 3, 1
- c) 4, 2, 1, 3

Look! What is it?



1

You must not speak! Don't open your mouth!



2

I am not a clock!
I am a frog!



3

It's time to fly to Africa.

Take me with you, please.



4

10. Answer the questions.

- 1) Who lives in the river?
- 2) What does the frog like very much?
- 3) Do the ducks like winter? Why?
- 4) Why do the ducks take the frog with them?
- 5) What do the birds say to the frog?
- 6) What do the children see in the sky?
- 7) What season is it in the text? Do you like this season? Why? Why not?



11. Read and act out.

Why do you like winter?



I like winter because it's white and snowy.

12. Say why you like / don't like summer (winter / spring / autumn).

I like / don't like	summer spring autumn winter	because	it's warm . it's cold and snowy. it's hot. it's green. it's sunny and fine. it's rainy and cloudy. it's nice. it's snowy.
---------------------	--------------------------------------	---------	--

LOOK AND LEARN!

warm [wɔ:m] — тёплый; тепло
rainy ['reɪni] — дождливый; дождливо



13. Listen to Tiny's poem. Learn the poem.

In winter it's cold and snowy,
 In summer it's sunny and fine,
 In autumn it's cloudy and rainy,
 In spring I can jump up to the sky.

14. Guess what the weather is like in summer:

What is the weather like?



It's ... in Antarctica.



... in Africa.



... in Great Britain.



... in Russia.

15. Say what you can do in different weather. Use the words from the box.

Example: When it's cold, I can watch TV at home.

1) When it's rainy, I can...

2) When it's snowy, I...

3) When it's warm, I...

4) When it's windy, I...

5) When it's hot, I...

6) When it's sunny, I...


dive and swim
draw pictures
read books
ski and skate
walk in the park
play with my friends



16. Create a dialogue. Put the sentences in the correct order (1—6). Listen and check the order. Then read the dialogue with a classmate.

Hi! I am from Russia.
Where are you from?

Hi! I am from Great Britain.



1 Hi! I'm from Russia. Where are you from?

It's rainy and windy! And in Russia?

What's the weather like in Great Britain in winter?

2 Hi! I'm from Great Britain.

It's cold and snowy!

That's great! I like the Russian winter very much!



17. Представь, что ты и твой одноклассник — жители разных стран. Расскажите друг другу, какая погода обычно бывает в этих странах в разное время года.



18. Расскажи Тайни, какая погода обычно бывает в твоём родном крае в разное время года и что ты любишь делать в разную погоду.



19. Listen and say where Tiny is. What's the weather like there?


I will swim. — Я буду плавать.

You will swim. — Вы будете плавать.

Правильно говорить о действиях и событиях, которые будут происходить в будущем, тебе поможет вспомогательный глагол **will**. Он ставится перед основным глаголом (swim). Простое будущее время называется **Future Simple**.



20. Read the story and answer the question: "Has Donkey got a favourite season?"



Donkey's Favourite Season

It's winter. It's cold and snowy. Donkey is sad. "I don't like winter because I haven't got any green grass (трава). I can't walk in the park. In spring I will walk and play with children," says Donkey.

Spring comes. It's warm and sunny. Now Donkey is in the park. He has got a lot of green grass to eat. But he is sad again.

"I don't like spring! The children are very noisy (шумные) in the park. In summer I will dive and swim," says Donkey.

Summer comes. It's hot. The children dive and swim. They ride bikes and scooters, play badminton and football. But Donkey is sad again.

"I don't like summer because it's very hot. In autumn I will eat apples and carrots," says Donkey.

Autumn comes. It's cloudy and rainy. Now Donkey has got a lot of apples and carrots to eat. But he is sad again. "I don't like autumn because it's cloudy, windy and rainy. In winter I will play snowballs and toboggan." Winter comes. But Donkey is sad again...

21. Read and say: true or false.

- 1) Donkey hasn't got any green grass in winter.
- 2) Spring comes. It's rainy and cloudy.
- 3) In summer the children dive and swim.
- 4) Donkey likes summer because it's very hot.
- 5) In autumn Donkey has got a lot of apples and carrots to eat.

22. Look at the pictures (Ex. 20). Read the sentences in the text to illustrate them.



Спутниками Future Simple (будущего времени) часто являются слова **tomorrow** (завтра), **next week** (на следующей неделе), **next year** (в следующем году), **in an hour** (через час).

23. Read and translate (переведи).

- 1) **I will do my homework in an hour.**
- 2) **We will play basketball tomorrow.**
- 3) **She (He) will send me a postcard next week.**
- 4) **It will be snowy next winter.**
- 5) **They will come to Russia next year.**

24. Help Donkey to find his favourite season. Tell him what you will do next year (next winter, next spring, next summer, next autumn).

Example: I will make a snowman next winter.



25. Make two dialogues. Put the sentences in the correct order (1—4).

- I'm sorry. I'm very busy.
- 1 Would you like to play football today?
- Tomorrow is fine.
- What about tomorrow morning?


* * *

- I think autumn.
- Because I like apples very much.
- Why autumn?
- 1 Which is your favourite season?



26. Now listen to the dialogues. Check the order. Read the dialogues with a classmate.

27. Complete the sentences.



It will be **cold** in winter.



It will be ... today.



It will today.



It today.

28. Make the weather forecast (прогноз погоды) for winter months. Use:

windy, rainy, cloudy, sunny, snowy, cold, warm

December January February

Example: I think December will be snowy.





В разговорной речи англичане часто используют сокращение 'll вместо will.

Давайте будем говорить как англичане!

Example: We'll help our teacher tomorrow.

I'll get a nice present next week.

29. Rex is a kind dog. He is Donkey's new friend. What does he say?

I'll play with you tomorrow.

I ... walk with you in the park in an hour.

I ... play badminton with you next summer.

I ... dance for you next week.

I ... play snowballs with you next winter.

30. Say what you will do tomorrow. Use the words from the box.

Example: I'll visit my friend tomorrow.

ride my scooter
send a postcard to my friend
read fairy tales
help my mum
visit my grandma

play table tennis
play computer games
listen to music
draw funny pictures
go to school

He **will** read.

not (won't)
He **will not (won't)** read.

?
Will he read? — Yes, he **will**. (No, he **won't**.)

?
What **will** he do tomorrow?

